

How to Use the Image Cards



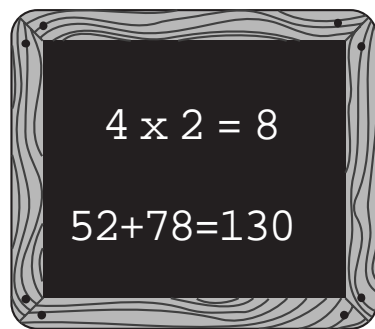
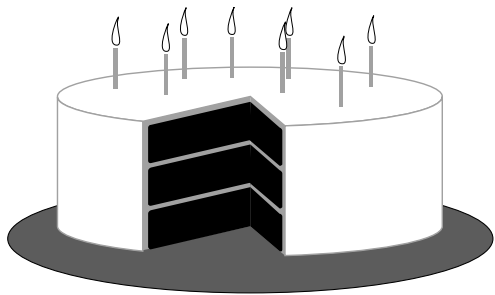
The image cards can be used as a warm-up exercise to begin talking about *You Can Try, So Can I* or as writing and sharing exercises. You may think of other ways to use the cards. Sunburst allows you to reproduce these cards. A sheet of blank cards is included for children to make their own Image Cards.


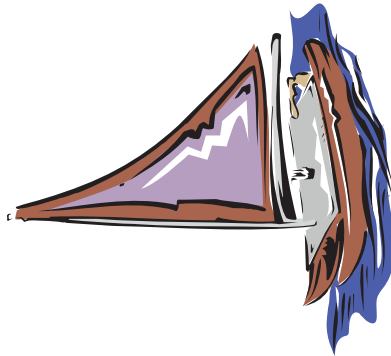
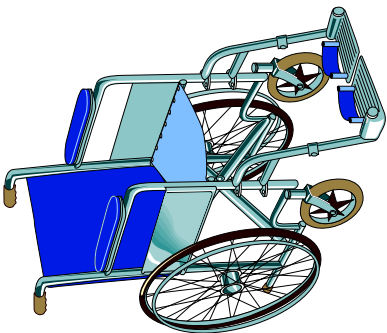
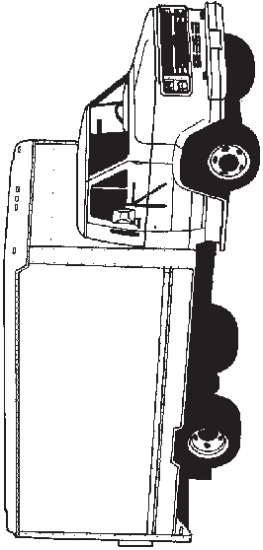

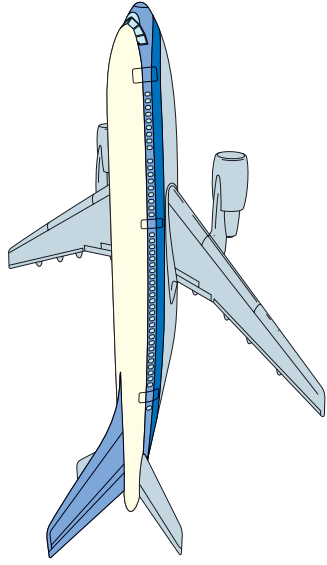

Writing Activities





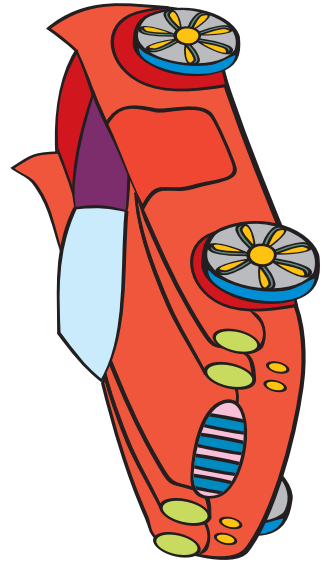


- Students can draw two to five cards at random, then weave together the images they picked in a story, essay, or poem.
- Each student can pick one card at random. Students can then count off in groups and each group can write a story incorporating all the images in the group.
- Students can deliberately choose several images that they believe relate to each other in some way, then write about the relationship or incorporate the interrelated images in a story, essay, or poem.
- Students can each choose a card and tell a partner, a small group or the whole class, what the card they chose says about respect.

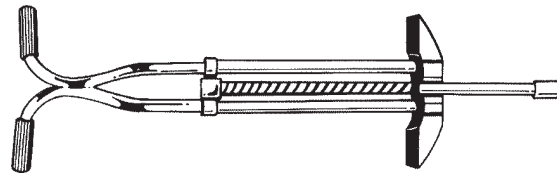

Storytelling/Discussion Activities

- Students can do a storytelling activity in "story chain" groups of 3-5. The group forms a circle and each student draws two or three cards. One person begins a story, incorporating the image on one card in some way. The story then continues around the circle, with each person adding a piece to the story using the image on his or her cards, until all the cards have been used.
- Students can each choose a card and tell a partner, a small group or the whole class, what the card they chose says about trying.
- Working in pairs, students can take turns choosing a card, free-associate the image on the card to something in their own experience, and tell their partners about it.
- Students can work individually, in pairs, or in small groups to sort the cards in any way that makes sense to them. When they have finished sorting, they can explain how they arrived at their groupings.









9 1 1



